



metrotile
LIGHTWEIGHT ROOFING

THE ROOF TILE HAS **EVOLVED**

FLAT TO PITCH ROOFING SYSTEM GUIDE



ISO9001
ISO14001



Lightweight Low Pitch Roof Tiles for Flat to Pitch Roofing Conversions

Whether you're a construction company or a homeowner, Metrotile has consistently proven to be the roofing supplier of choice for low pitch roof tiles. Our lightweight roofing can be installed to a pitch as low as 10 degrees which means it's often specified for flat to pitch roofing conversions, and has been successfully installed on a wide range of these projects. A Metrotile profile is seven times lighter than traditional roof tiles, making flat to pitch roofing conversions safer and simpler, allowing for easy transportation around the construction site. Hoisting a large volume of Metrotile profiles to a rooftop is much easier, for swift application over the formerly-flat roof's newly built rafters.

Low pitch roofing


Flat roofing can cause an array of issues and problems within the interior, which makes a flat to

pitch roofing conversion a much more cost-effective and secure way of fixing a flat roof. Metrotile profiles can be installed as low as 10 degrees, which means they can be quickly and easily installed over the rafters for a swift roof installation.

Roofing security

Our lightweight steel roofing improves the security of the residential or commercial property, providing protection against vandalism and harsh weather conditions. Our roofing endures rigorous testing to ensure its safe and secure, which is why we're confident enough to offer a 40 year weatherproof guarantee. With the stunning aesthetics a Metrotile provides, your property will benefit from superior exterior roofing with the added bonus of a long lifespan and improved security.

If you would like more information on our low pitch, future-proof roofs, speak to a member of our team by calling 01249 658 514. Alternatively you can fill in our online form at www.metrotile.co.uk for a free no-obligation quote.



"Our decision to go with Metrotile was mainly due to the customer experience we had from the outset. Metrotile provided suitable information in a prompt manner and were always on the end of the phone or email if we needed further information or guidance. Metrotile assisted us in our tender by providing us with a mock up that we could showcase to the client as part of the bid, this put a real edge against other manufacturers who were not prepared to do the same. In my opinion Metrotile offer a competitive all in one solution backed up with passionate and knowledgeable staff."

Gary Gibbs, Branch Manager for Mears

A stunning flat to pitch conversion in Peterborough, using the Metrotile Roman tile profile

Flat to Pitch **Roof Components**

TH45




Cladding support/overhang rail

TH85




Cladding support/overhang rail for higher loads

50/50 Angle



Lateral brace

Insert



Adjustable prop top member

50/50/50 Zed



Base member and rafter

Sleeve



Adjustable prop and bracing solution

INITIAL ESTIMATE AND PLANNING

The first stage of any flat to pitch conversion is to contact us to discuss your plans and, assuming they're available, supply us with your building plans so we can begin the estimation process.

Once the initial quote is complete, a site visit may be arranged to determine the most appropriate materials, including a flat to pitch frame system, are selected.

At this stage budget and project time frames will be discussed, and building surveys will be carried out to ensure all of the information required for the next phase is available.

If anyone in your organisation wishes to learn more about Metrotile at this stage, we can present our **RIBA-approved CPD seminar** to them to answer any questions about our products and services.



FULL SPECIFICATION SERVICE

Once the initial planning stage is complete, the project specification begins. We pride ourselves on offering more of a service than our industry competitors.

Metrotile uses **NBS Create** software to ensure the complete specification can be arranged entirely by us, or that we can work in tandem with a project specifier or architect. We are also able to support the project with a **full BIM object library, including full 3D renders.**

Our highly experienced team will be available to answer any questions and to make technical recommendations at this stage.

Every flat to pitch conversion starts with a flat roof in need of refurbishment and/or extra protection against vandalism and the elements.

INSTALLATION AND TRAINING

One of Metrotile's many benefits is a rapid installation.

When your specification is complete, we will work with you to ensure the installation is as smooth as possible, including **delivery, logistics** and access to our **comprehensive network of approved installers**.

On-site visits will continue throughout the installation, to ensure all is going to plan and to provide guidance where necessary.

We also offer **installation training** via our dedicated Technical & Training Manager, ideal for situations where the project entails continuous Metrotile installations.

Metrotile is a member of the **Confederation of Roofing Contractors** - www.corc.co.uk



POST-INSTALLATION SUPPORT AND 40 YEAR GUARANTEE

Metrotile's obligation to support doesn't end when the final roof tile profile is installed.

We are always on hand to answer any queries post-installation and your new Metrotile roof is guaranteed for forty years, promising decades of rooftop protection and beyond. BBA certification and LABC registration only increases the peace of mind that we offer our customers.




ISO9001
ISO14001



metrotile Profiles Standard Range



Metrotile Bond .410/.900



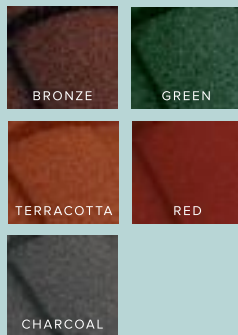
Pitch	10° to 90°
Dimensions	1330mm x 370mm
Weight	Per tile: 2.8Kg / 4.6kg Per m ² : 6.2kg / 9.9kg
Coverage	0.46m ² - 2.15 per m ²

Metrotile Woodshake .410 Slate .900



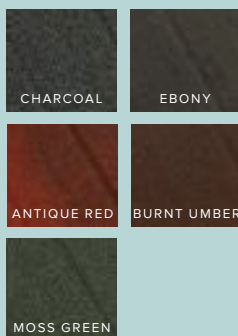

Pitch	12° to 90°
Dimensions	1330mm x 370mm
Weight	Per tile: 2.8Kg / 4.6kg Per m ² : 6.2kg / 9.9kg
Coverage	0.46m ² - 2.15 per m ²

Metrotile Roman .410



Pitch	10° to 90°
Dimensions	1280mm x 370mm
Weight	Per tile: 2.7Kg Per m ² : 6.3kg
Coverage	0.44m ² - 2.21 per m ²

Metrotile Shingle .410



Pitch	15° to 90°
Dimensions	1335 x 300 mm
Weight	Per tile: 1.9Kg Per m ² : 6.1kg
Coverage	0.313 m ² - 3.2 Tiles per m ²

This is our standard selection of tile profiles. Our tile range is constantly expanding - contact us to discuss new profiles designs including Gallo, Mistral and iPanel.



ISO9001
ISO14001

Full range of accessories available source your entire roof directly from Metrotile





ISO9001
ISO14001



THE ROOF TILE HAS **EVOLVED**

www.metrotile.co.uk

Tel: 01249 658 514 email: sales@metrotile.co.uk
Unit 3, Sheldon Business Park, Sheldon Corner,
Chippenham, Wiltshire SN14 0RQ

ROOFTG
TILE GROUP